

Aisle and robot measurements

The EVO Cleaner needs certain measurements to fit in a corridor and to turn around corners.

EVO Cleaner in operating mode

These are the recommended minimal measurements for the robot to operate with in an aisle.

Remember to adjust the side wheels so the robot is as centered as possible in the aisle.


Narrow driving wheels

When the narrow (35 mm) driving wheels are mounted the EVO Cleaner's minimal position for the side wheels are position 1.

The measurements below refers to side wheels at position 1.



Minimal side wheels adjustment when narrow driving wheels are used.



Narrow driving wheels recommended measurements with side wheels adjusted:

A. - Recommended minimal width of the aisle: 70 cm.

B. - Robot actual minimal width (side wheels position 1): 65 cm.

C. - Recommended free space between wall and driving wheels: 5 cm.

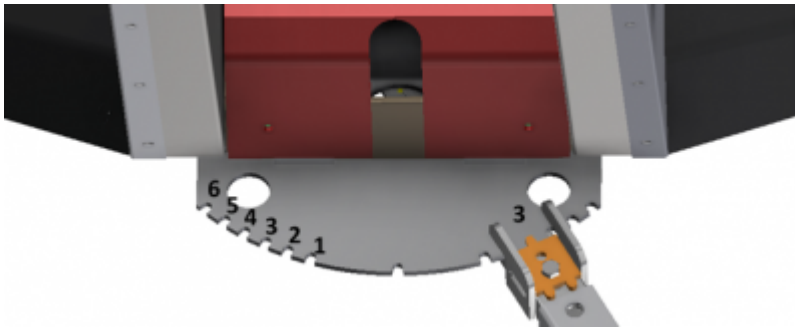
Overview figure and measurements with narrow driving wheels and side wheels on position 1.

For the narrowest aisles we recommend using [corner wheels](#).


Wide driving wheels

When the wide (70 mm) driving wheels are mounted the EVO Cleaner's recommended minimal position for the side wheels are position 3.

The measurements below refers to side wheels at position 3. Position 2 might be possible to use if the support walls are flat and even without obstacles.



Minimal side wheels adjustment when wide driving wheels are used.



Wide driving wheels recommended measurements with side wheels adjusted:

- A. - Recommended minimal width of the aisle: 81 cm.
- B. - Robot actual minimal width (side wheels position 3): 76 cm.
- C. - Recommended free space between wall and driving wheels: 5 cm.

Overview figure and measurments with wide driving wheels and side wheels on position 3.

From:

<https://wiki.envirologic.se/> - **Envirologic Support Wiki**

Permanent link:

https://wiki.envirologic.se/doku.php/aisle_robot_measurements?rev=1639754990

Last update: **2021/12/17 07:29**

