

# Wi-Fi

All EVO Cleaners from year 2020 have Wi-Fi settings. The Wi-Fi connection makes it possible for the robot to communicate even though its mobile signal is non-existent. The Wi-Fi feature requires an installed Wi-Fi at the farm. If the Wi-Fi at the farm is weak at certain areas and the robot lose the Wi-Fi connection, it will automatically go over to mobile signal until it has Wi-Fi connection again.

Once the robot is connected to a Wi-Fi and the feature is enabled, the robot will automatically connect to this Wi-Fi at each start-up (it can take up to two minutes when starting the robot to retrieve the Wi-Fi signal).




The robot do not support Wi-Fi names (SSID) with special letters like Å, Ä, Ö, Æ, Ø

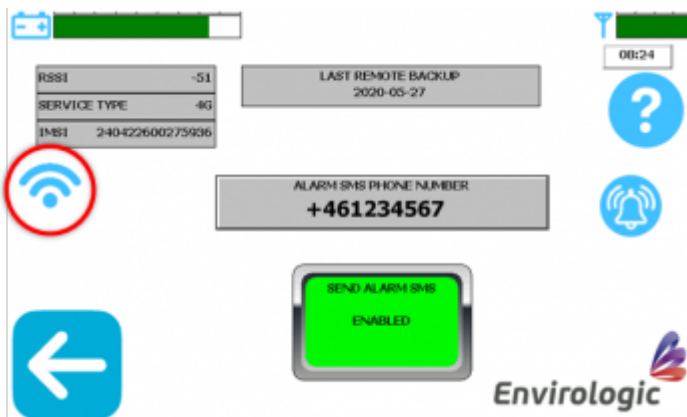


## How to connect to Wi-Fi

**Step 1.** From start screen, go to settings.

**Step 2.** From settings, go to internet screen (  in the top left corner).

**Step 3.** Press the Wi-Fi settings button.

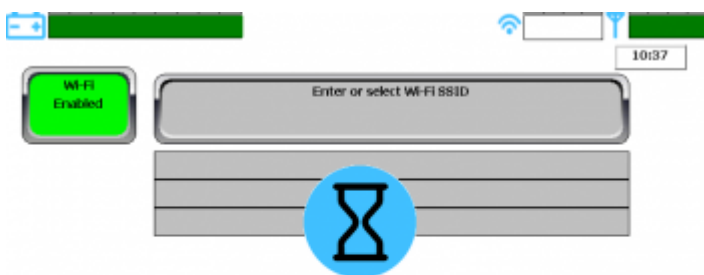


**Step 4.** Press the “Wi-Fi disabled” -button to enable Wi-Fi.



**Step 5.** When the button change color to green and says “Wi-Fi enabled” the robot will search for nearby Wi-Fi's. The robot will list the three strongest signals.

*i. It can take up to 2 minutes to list the Wi-Fi's.*



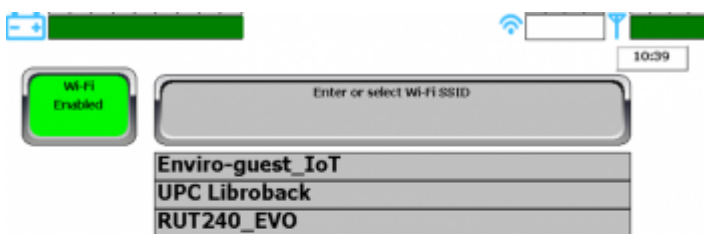
**Step 6.** Once the Wi-Fi's are listed, press the Wi-Fi you want to connect to.



The robot do not support Wi-Fi names (SSID) with special letters like Å, Ä, Ö, Æ, Ø



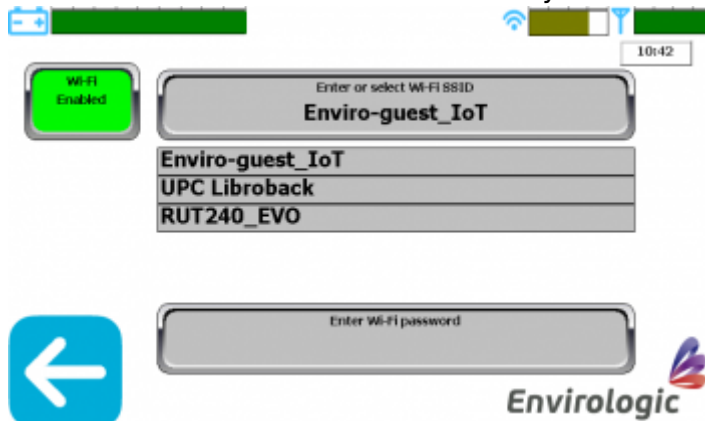
*i. Is your Wi-Fi not listed? You can tap the large button at the top of the screen and enter the correct name (SSID) for the Wi-Fi you wish to connect to. Notice that you must spell the name/SSID of the Wi-Fi correctly.*



**Step 7.** Once you have selected/entered your Wi-Fi you will see a “Enter Wi-Fi password” -button at the bottom of the screen.

**Step 8.** Press the “Enter Wi-Fi password” -button and type the Wi-Fi password.

**Step 9.** The robot connects to the Wi-Fi. Wait until you can see a signal in the Wi-Fi bar at the top of



the screen.

You are now connected to the Wi-Fi.

From:  
<https://wiki.envirologic.se/> - **Envirologic Support Wiki**

Permanent link:  
<https://wiki.envirologic.se/doku.php/parts:wifi?rev=1601013562>

Last update: **2020/09/24 22:59**

