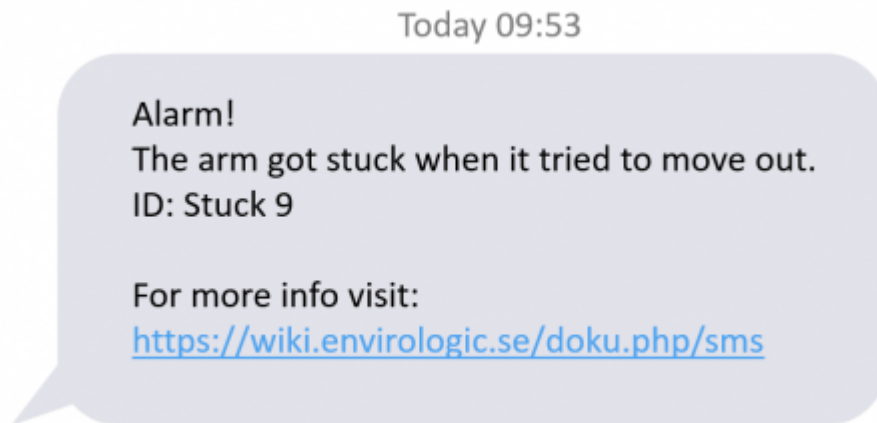


# SMS

On the Internet screen, a mobile phone number can be entered in order to receive SMS messages from the robot. There are mainly 2 types of SMS messages that are sent from the robot: alarms and finished.

## Alarm SMS

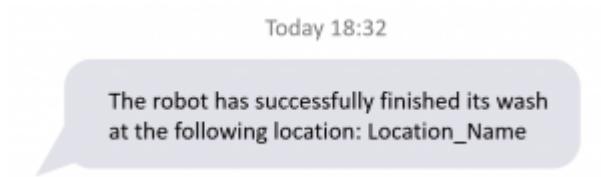


The information given in an alarm SMS is the following:

- Alarm type, can be any of the following:
  - [First marker not found](#)
  - [Robot stuck](#), the code shows motor and direction:
    - 0 = [any](#)
    - 1 = boom up
    - 2 = boom down
    - 3 = tower right
    - 4 = tower left
    - 5 = robot backward
    - 6 = robot forward
    - 7 = telescope out
    - 8 = telescope in
    - 9 = arm out
    - 10 = arm in
    - 11 = nozzle clockwise
    - 12 = nozzle counter-clockwise
  - [Control system error](#)
  - [Hose stuck](#)
  - Pressure fault, the code shows how:
    - 1 = [too high](#)
    - 2 = [too low](#)
  - [Ongoing run aborted](#)
  - Battery low, the code shows when:
    - 1 = [active](#)

- 2 = [idle](#)

## Finished SMS

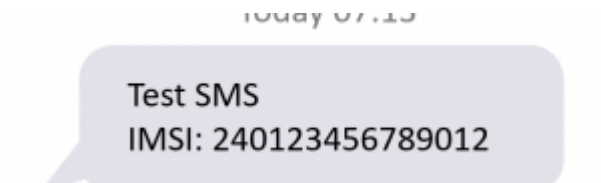


The information given in a finished SMS is the following:

- Finished location message
- Name of the location

## Test SMS

A test SMS triggered from the Internet screen looks like this:



- Test message
- SIM card identification number

From:  
<https://wiki.envirologic.se/> - **Envirologic Support Wiki**

Permanent link:  
<https://wiki.envirologic.se/doku.php/sms?rev=1645009727>

Last update: **2022/02/16 03:08**

